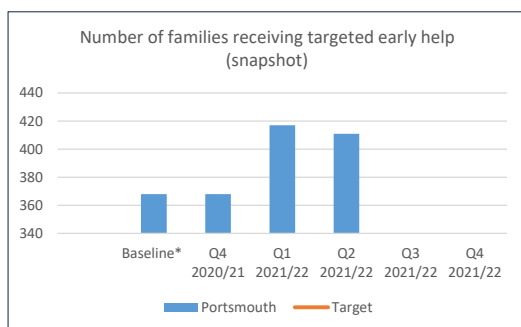


A happy and healthy city



RAG against target



Amber

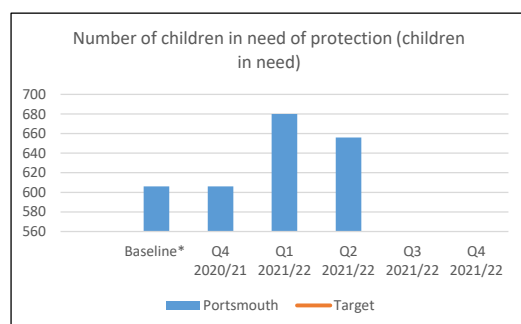
RAG against trend



Red

COMMENTARY

The rate of PCC children in care at Q4 2021 was 86.5. Although consistently higher than the South East (and currently ranking 16th out of 21 other LAs), the rate is showing signs of decline MoM. The medium term drop in UAM rate is helping bring the numbers down



RAG against target



Amber

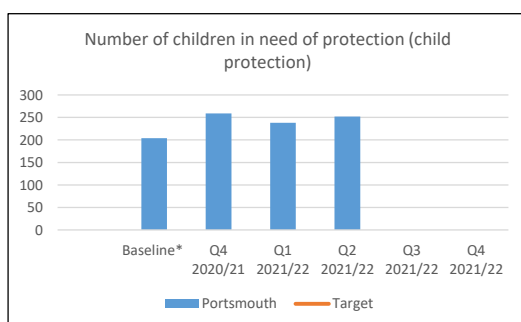
RAG against trend



Green

COMMENTARY

At last report (March 2020) nationally we recorded the lowest rate of CiN in the last 8 years (323.7). The rate of CiN for PCC at Q4 2021 was 368.9 (per 10,000 0-17 year olds), consistently higher than that of the South East.



RAG against target



Amber

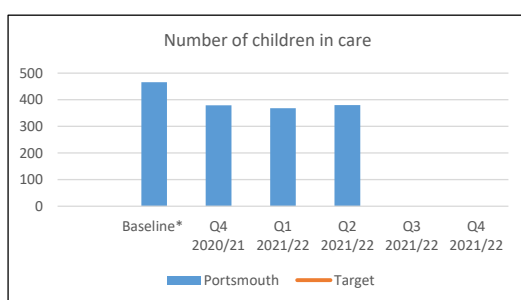
RAG against trend



Red

COMMENTARY

At last report (March 2020) nationally we recorded the lowest rate of CiN in the last 8 years (323.7). The rate of CiN for PCC at Q4 2021 was 368.9 (per 10,000 0-17 year olds), consistently higher than that of the South East.



RAG against target



Amber

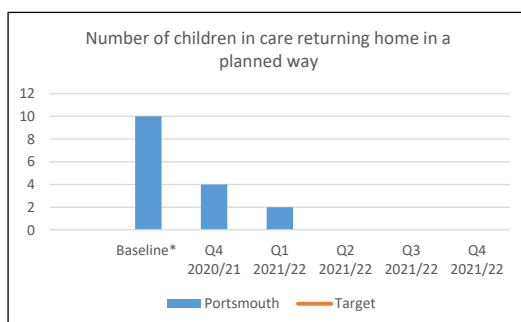
RAG against trend



Red

COMMENTARY

The rate of PCC children in care at Q4 2021 was 86.5. Although consistently higher than the South East (and currently ranking 16th out of 21 other LAs), the rate is showing signs of decline MoM. The medium term drop in UAM rate is helping bring the numbers down



RAG against target



Grey

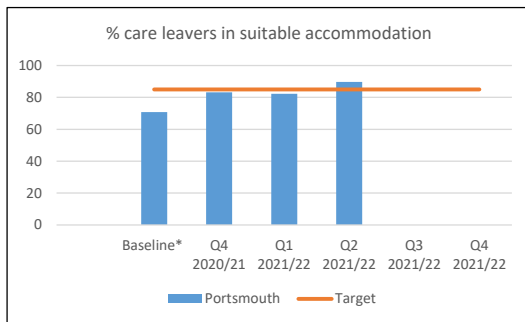
RAG against trend



Red

COMMENTARY

We need to increase the numbers of children returning home in a planned way and this is a key priority for the coming year. Covid has disrupted the capacity of the service to safely manage children returning home.



RAG against target

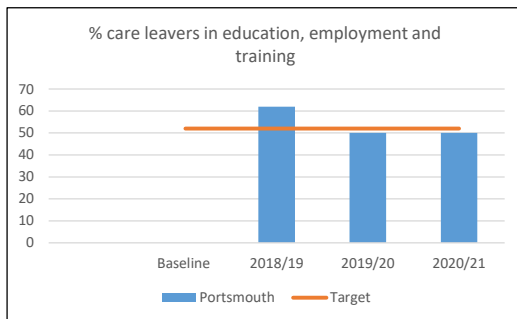
Green

RAG against trend

Green

COMMENTARY

One challenge is around the provisions for care leavers, although the young people engaged with the team are 18 years old, developmentally they are not. This provides real challenge in presenting them with provisions that they are able to cope with. Access to good quality housing is problematic - the team would like greater emphasis on bespoke and tailored needs led provision. The team want to also reduce the reliance on hostels and open up more accommodation choice.



RAG against target

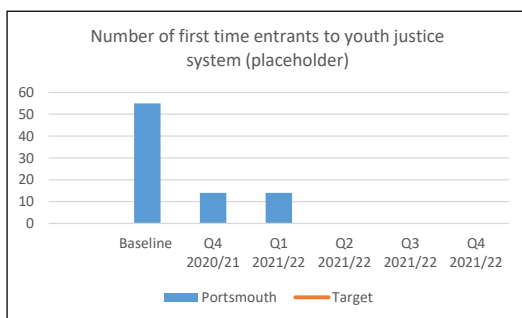
Red

RAG against trend

Red

COMMENTARY

Q4 data for 2021 shows this figure at 55%, an increase from the previous qtr (42%) and above the South East figure of 54%. There are concerns around the impacts of Covid in his area, given that the employment market will have even stronger competition post pandemic, making access even more of a challenge for our care leavers in the City.



RAG against target

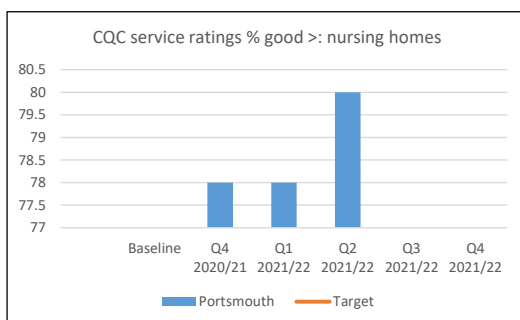
Amber

RAG against trend

Amber

COMMENTARY

Positively, national returns confirm a reduction in PYOT FTE rate (which had been predicted based on local figures) and secure a Green RAG rating for the first time. However, we are still placed 6th/7 amongst our comparators. Of note, our rate has reduced by a greater percentage than in other YOT areas, and some have seen an increase. It is possible that PYOT throughput has been impacted by COVID, namely reduced opportunities to commit some forms of crime during lockdown periods, and potentially also impact on Policing and the Courts. However, it would also appear local initiatives may now also be having an impact.



RAG against target

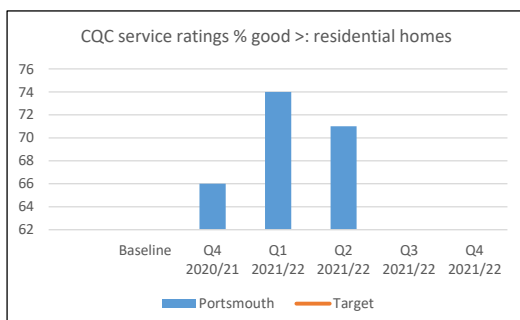
Green

RAG against trend

Green

COMMENTARY

For Portsmouth City Council owned homes, Harry Sotnick House is rated good



RAG against target

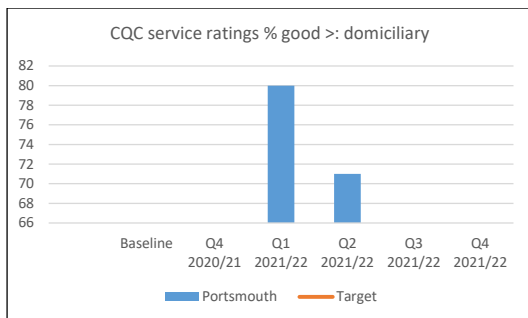
Amber

RAG against trend

Amber

COMMENTARY

Commentary: Shearwater rated good by CQC. Russets rated Requires improvement

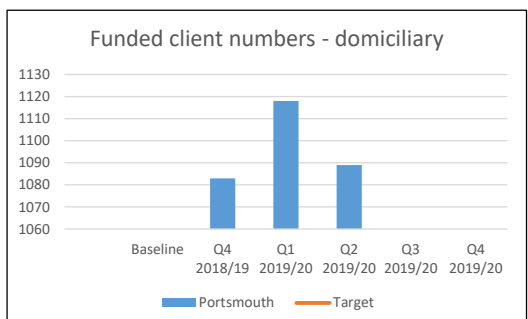


RAG against target
Amber

RAG against trend
Amber

COMMENTARY

1 provider outstanding , 3 providers not yet inspected.

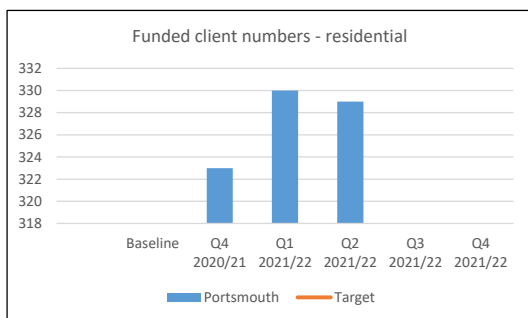


RAG against target
Amber

RAG against trend
Grey

COMMENTARY

ASC clients, includes all funding streams (eg covid funded clients). Snapshot at the end of each quarter. Q1 has been refreshed, Q2 will settle slightly.

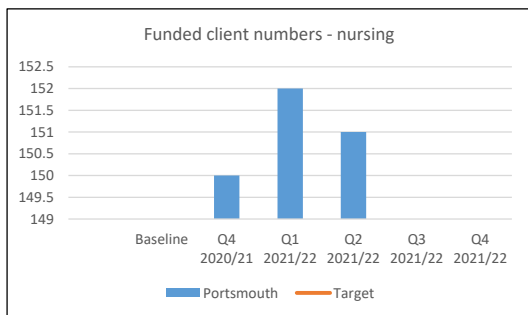


RAG against target
n/a

RAG against trend
Amber

COMMENTARY

ASC clients, includes all funding streams (eg covid funded clients). Snapshot at the end of each quarter.

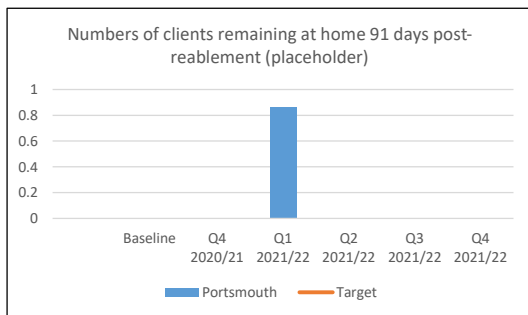


RAG against target
Grey

RAG against trend
Green

COMMENTARY

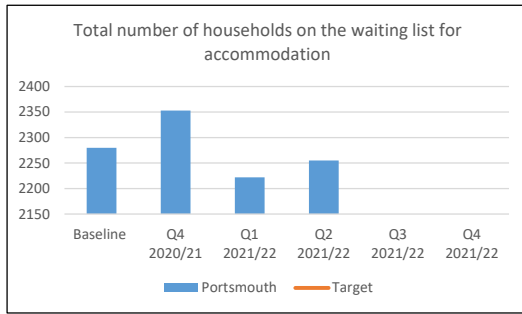
ASC clients, includes all funding streams (eg covid funded clients). Snapshot at the end of each quarter.



RAG against target

RAG against trend

COMMENTARY



RAG against target

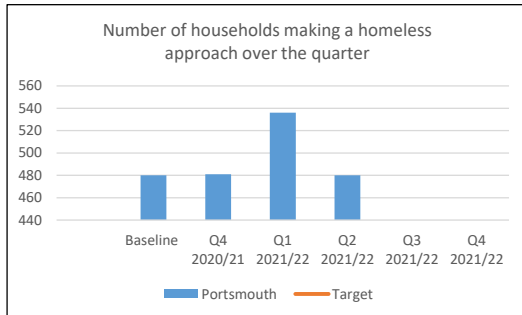
na

RAG against trend

na

COMMENTARY

Do not show RAG ratings - this is because these are records of approaches made and are therefore not measures; the Directorate can have no impact on these figures as they just reflect the situation in households within the Portsmouth area, the data is included for information only.



RAG against target

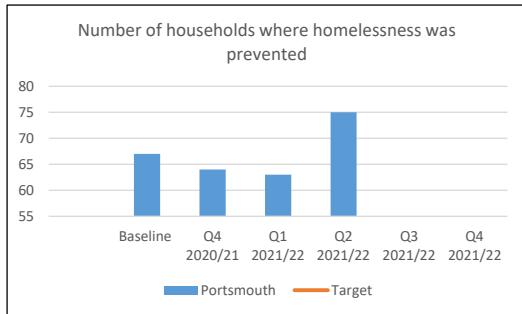
na

RAG against trend

na

COMMENTARY

Do not show RAG ratings - this is because these are records of approaches made and are therefore not measures; the Directorate can have no impact on these figures as they just reflect the situation in households within the Portsmouth area, the data is included for information only.



RAG against target

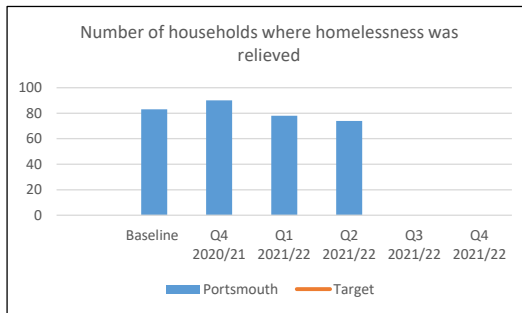
na

RAG against trend

na

COMMENTARY

Do not show RAG ratings - this is because these are records of approaches made and are therefore not measures; the Directorate can have no impact on these figures as they just reflect the situation in households within the Portsmouth area, the data is included for information only.



RAG against target

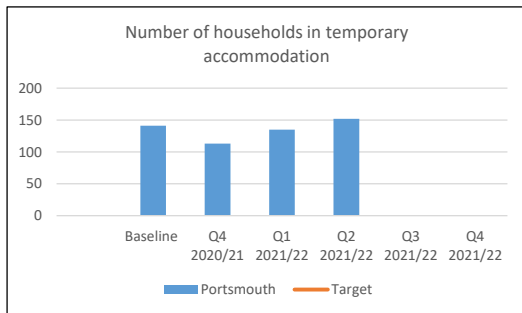
na

RAG against trend

Amber

COMMENTARY

Private rented sector market conditions and economic situation has potential to impact on ability to relieve homelessness.



RAG against target

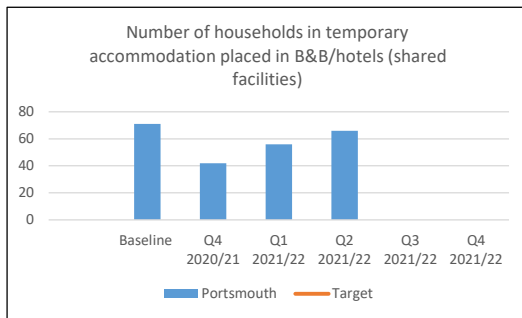
na

RAG against trend

Red

COMMENTARY

Post pandemic- Housing demand (statutory duties) continues to rise in homeless applications Q.2 stabilised but increased in the number of families/individuals placed in temporary accommodation causing issue in cost and increase in the use of B&B/Hotel accommodation. Other LA's reporting similar issues.

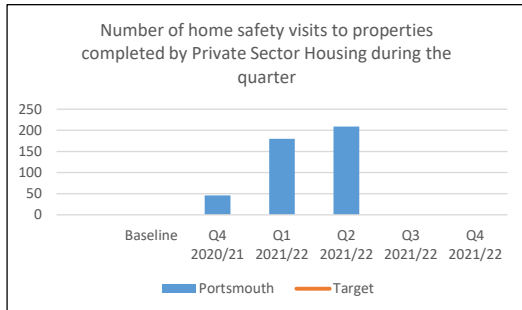


RAG against target
na

RAG against trend
Red

COMMENTARY

An increasing trend particularly of single persons, has resulted in more demand on temporary accommodation and an increase in costs.

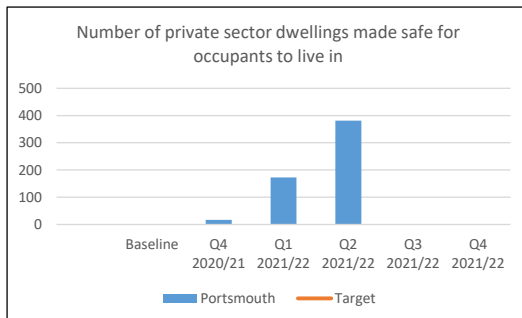


RAG against target
na

RAG against trend
Green

COMMENTARY

This is a new measure and there is no established baseline. The number of inspections is increasing due to Covid restrictions easing mid-May.

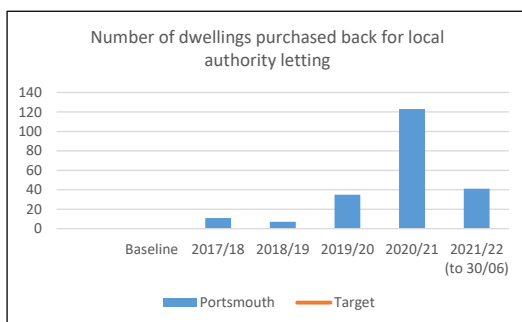


RAG against target
na

RAG against trend
Green

COMMENTARY

Inspections of properties have now increase, reflected in the significant rise in number for objective 1. Q2 2021/22 continues to be impacted by lockdown restrictions as a result of Covid-19. The PSH Teams, including the Housing Renewals Team (who process the Disabled Facilities Grant works) and Housing Standards & Licencing Team (Now Housing Regulation Team who help make people's homes safe) started revisiting properties from May 2021. As DFGs take several months full e2e time, we are unlikely to see a significant rise on completed cases until later this financial year.

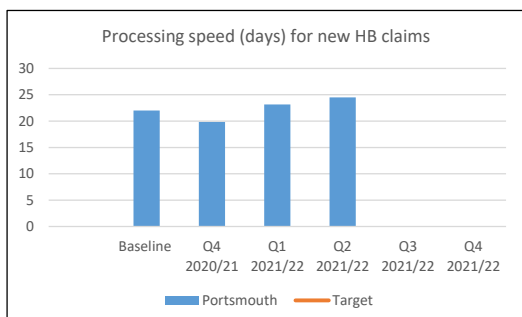


RAG against target
na

RAG against trend
na

COMMENTARY

Due to the nature of the data presented in this measure the information is produced on an annual, not a quarterly basis. 2021/22 Figure as at 30/06/21.

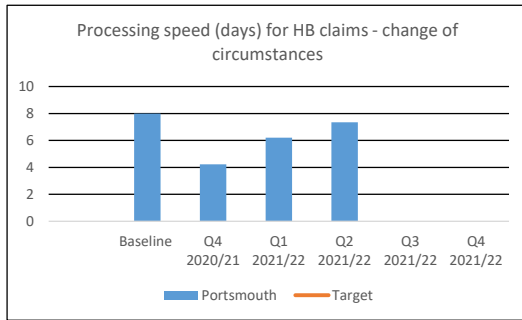


RAG against target
Green

RAG against trend
Amber

COMMENTARY

Processing speed for new claims is being impacted by DWP delays in assessing Universal Credit, and the release of resources to administer the NHS Test & Trace Support Payments scheme as part of the government's response to Covid-19. Housing Benefit is administered by our Revs & Bens function on behalf of the Department for Work and Pensions (DWP), and we are in regular contact with the department who remain confident in the performance standards being achieved at Portsmouth. We had anticipated some improvement in performance in Q3/4 following the planned end of the NHS Test & Trace Support Payments scheme, however this scheme has since been extended again to 30/06/21.



RAG against target

Green

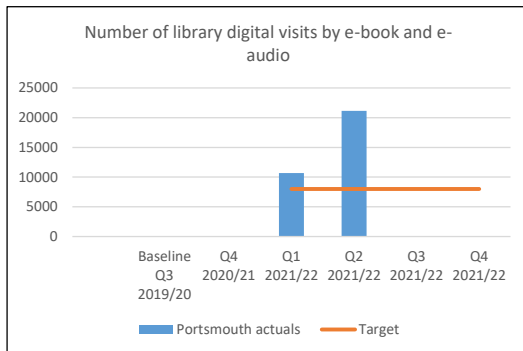
RAG against trend

Green

COMMENTARY

Processing speed for changes in circumstance is impacted by the release of resources to administer the NHS Test & Trace Support Payments scheme as part of the government's response to Covid-19. Q4 2020 performance is seasonally low as the measure includes large volumes of 1 day processes associated with the annual benefit uprating exercise. (Comparing this to Q1 2021 performance is therefore misleading). Housing Benefit is administered by our Revs & Bens function on behalf of the Department for Work and Pensions (DWP), and we are in regular contact with the department who remain confident in the performance standards being achieved at Portsmouth.

Culture and creativity



RAG against target

GREEN

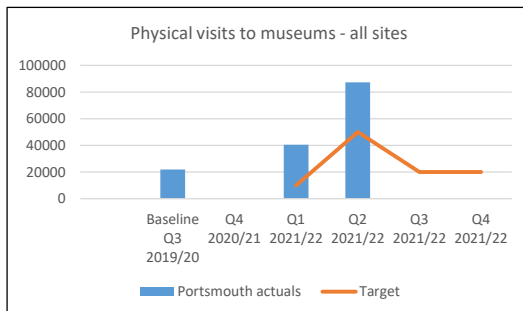
Green

RAG against trend

na

COMMENTARY

All areas exceeding targets as this area grows in popularity. Note increasing pressure on Book Fund for E Book and E Audio.



RAG against target

GREEN

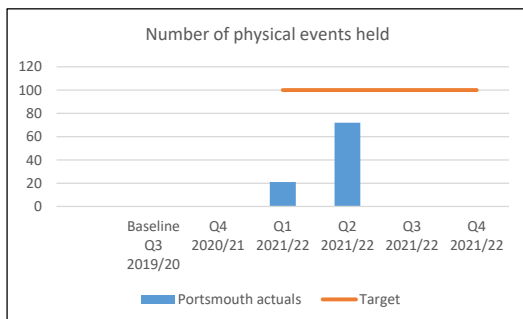
Green

RAG against trend

Green

COMMENTARY

Good engagement in visitor numbers over the summer period. Visitors not detracted by application of Covid measures across all sites.



RAG against target

AMBER

Amber

RAG against trend

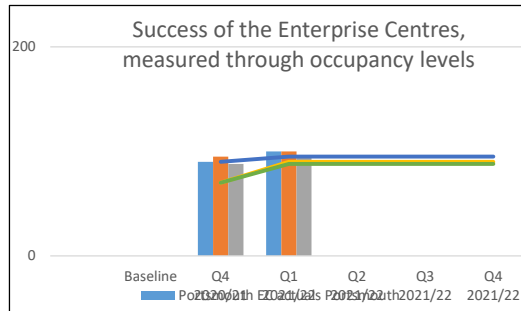
Grey

Grey

COMMENTARY

Physical events returned as scheduled in line with the government's published Covid guidance. Focus has been on event applications submitted & Covid measures in place. Due to changing regulations, due diligence has been taken when reviewing applications.

Priority- Encourage regeneration built around our city's thriving culture, making Portsmouth a great place to live, work and visit



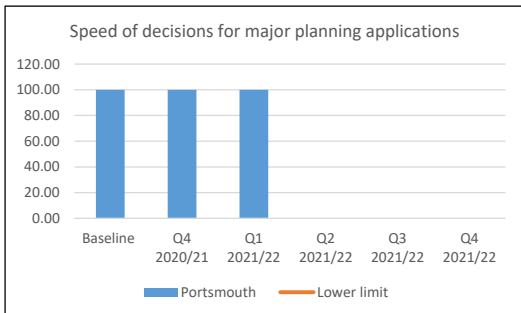
RAG against target

Green

RAG against trend

Green

COMMENTARY



RAG against target

Green

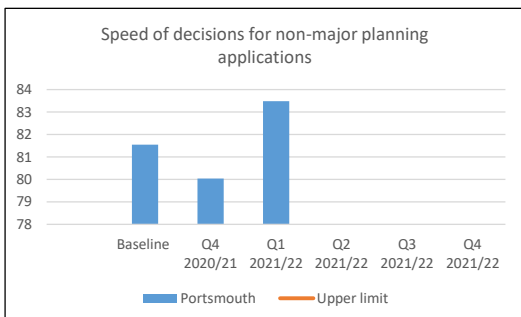
RAG against trend

Amber

COMMENTARY

Commentary:

Q4 of 2020/21 - three major applications, one determined within stat period, two within an agreed Extension of time
Q1 of 2021/22 - two major applications, one determined within stat period, one within an agreed Extension of time



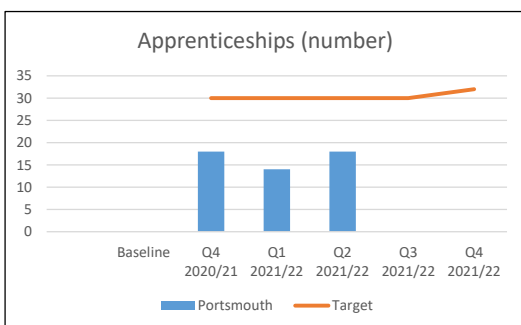
RAG against target

Green

RAG against trend

Green

COMMENTARY



RAG against target

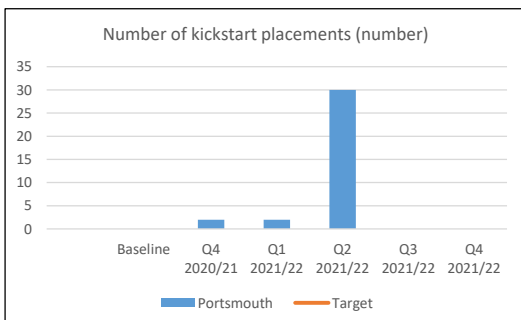
Red

RAG against trend

Red

COMMENTARY

Commentary: Apr 21-Mar 22 target 122



RAG against target

Green

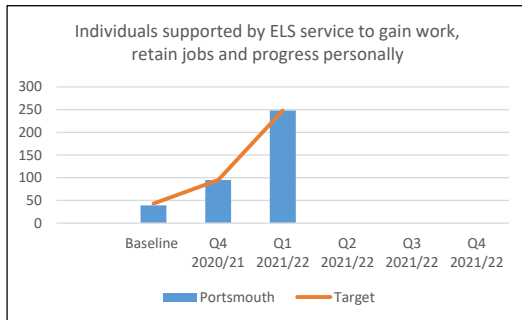
RAG against trend

Green

COMMENTARY

Commentary: 3 resignations in Q3. Over ten vacancies to fill. Working with Regen to promote and highlight successful placements so far.

Lifelong Learning



RAG against target

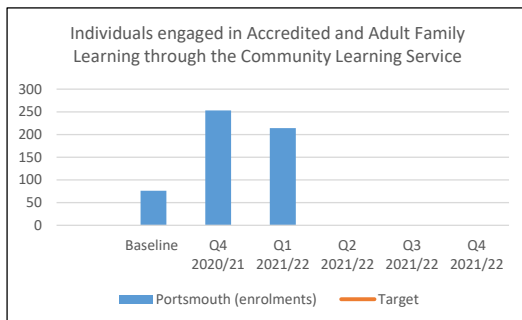
Green

RAG against trend

Green

COMMENTARY

Commentary: Individual programmes have performed outstandingly in Qtr 2 but throughout, meeting targets for progression and sustainability across 2 programmes. Qtr 2 includes 48 jobs through the My Future In Portsmouth Youth HUB in Qtr 2 (opened Mar 21) From July 21 RESTART commences with significant growth in the resource.



RAG against target

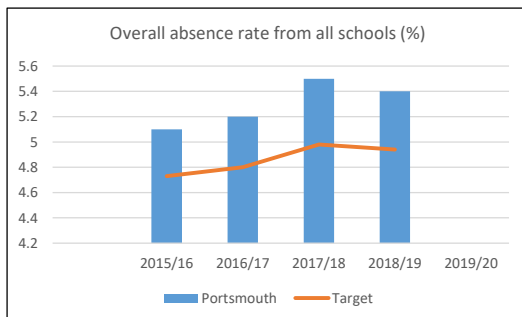
Amber

RAG against trend

Amber

COMMENTARY

Commentary: The impact of Covid shows heavily in engagement numbers, improving with opening up. Good retention and achievement figures to support. AMBER rated due to external influences (Covid) impacting on enrolments



RAG against target

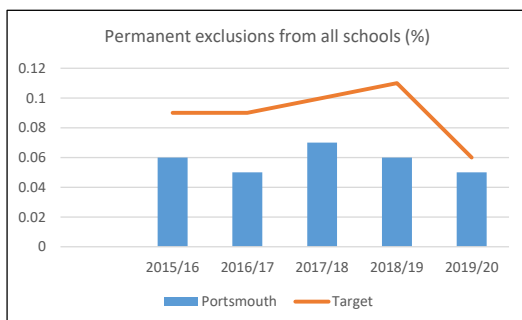
Red

RAG against trend

Green

COMMENTARY

Commentary: Overall absence rates in Portsmouth have decreased in Autumn 2020. Additionally, national rates and our statistical neighbour rates have also shown a decrease. The persistent absentee rate has increased for Portsmouth and our statistical neighbours in Autumn 2020. Furthermore, national rates have actually shown a decrease.



RAG against target

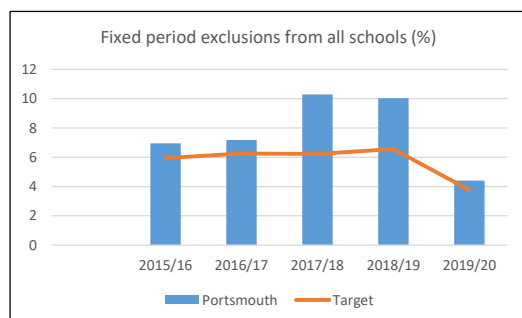
Green

RAG against trend

Green

COMMENTARY

Commentary: Government statistics show that permanent exclusions have increased by 71% in the UK in the last seven years. In Portsmouth however, our percentage of permanent exclusions is lower than the national picture and we are currently ranked 29th out of all LAs.



RAG against target

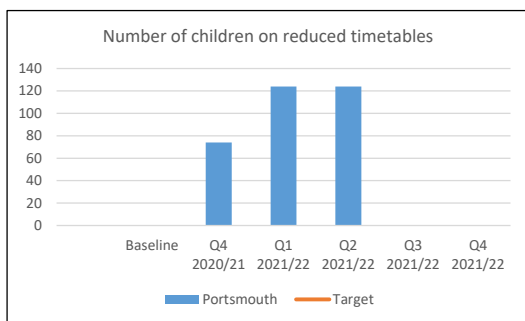
Red

RAG against trend

Green

COMMENTARY

The overall suspension rate was 4.4% of pupils in Portsmouth in 2019/20, which is a decrease of 5.6 percentage point(s) compared to 2018/19. Portsmouth is ranked 7th out of 11 statistical neighbours and 114th out of 151 LAs (with suspensions data) nationally.



RAG against target

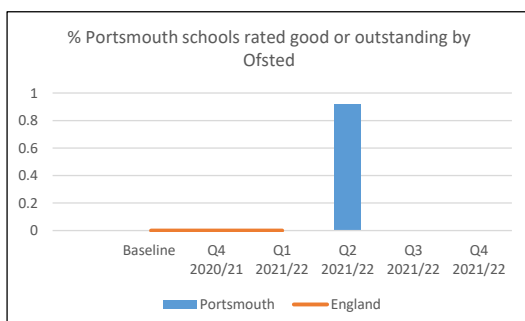
Grey

RAG against trend

Red

COMMENTARY

Evident reduction in children on reduced timetables but likely reduction due to Covid and partial school closures. More accurate data will emerge this term



RAG against target

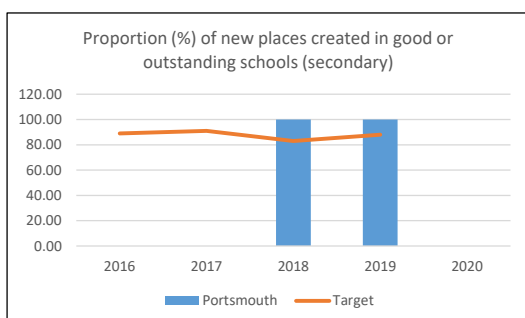
Green

RAG against trend

Green

COMMENTARY

Continued good school inspection outcomes across the city.



RAG against target

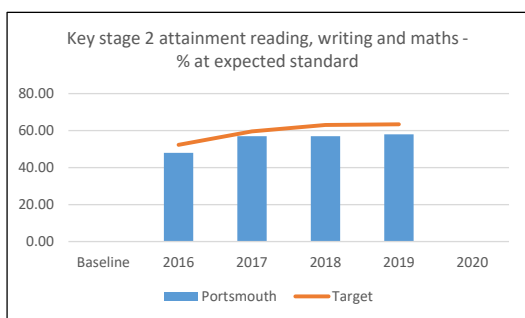
Green

RAG against trend

Green

COMMENTARY

The KPIs used are based on the outcome of the ESFA scorecard which comes out following the analysis of the SCAP return. As last years SCAP return was cancelled and this years has just been submitted it is unlikely that we will know the outcome of this until later in the year. It is likely that the implications of both Brexit and the pandemic will have an impact on both costs associated with project delivery and also pupil number forecast assumptions.



RAG against target

Red

RAG against trend

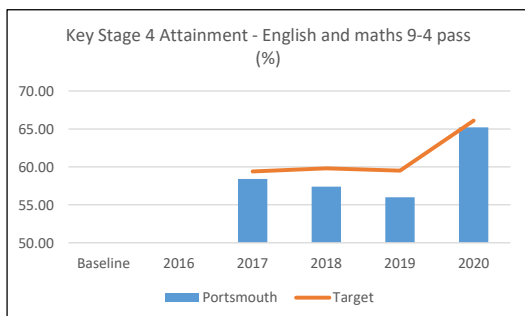
Green

COMMENTARY

Commentary: Whilst the South East (and nationally) FTE rates dropped, Portsmouth's rate remained stable and is currently higher than that of the South East, the stat neighbour average and national figures.

Literacy and maths are a key issues in Portsmouth and it has been identified that large proportions of children are failing to achieve good development levels in these areas at EYFS.

Although Portsmouth's most disadvantage pupils fare worse than disadvantaged pupils nationally, the gap between disadvantaged and non disadvantaged is smaller than the national gap.



RAG against target

Red

RAG against trend

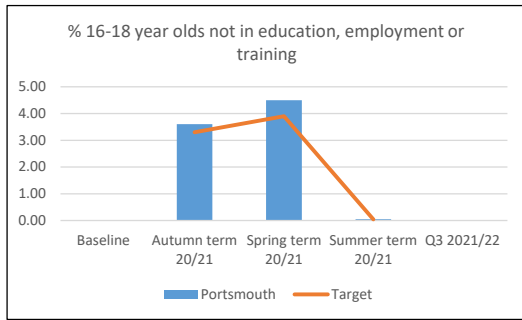
Green

COMMENTARY

Commentary: In Portsmouth the proportion of young people achieving a 9-4 (standard) pass in English and Maths 43.4%, lower than the national picture. We are currently ranked 127th out of all LAs. Our closest statistical neighbour is ranked 141.

The proportions of young people achieving 9-4 passes in English and Maths has increased year on year but remains slightly behind the national and South East picture.

When looking at the most recently available ethnicity breakdown, white British white pupils are far below non white British pupils in the City.



RAG against target

Red

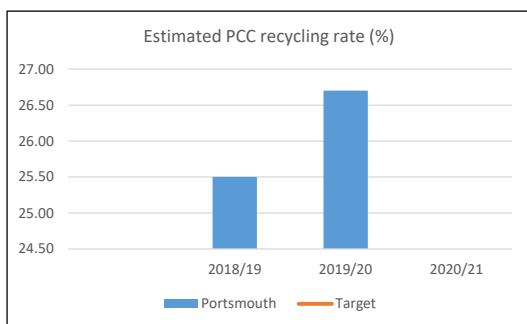
RAG against trend

Red

COMMENTARY

Commentary: When considering year end figures, Portsmouth have fewer proportions of 16 & 17 year olds in education and training than the national average and are ranked 115 out of all LAs. Our nearest statistical neighbour is ranked at 135. Whilst the percentage of young people (16 to 18) recorded as NEET has reduced (the figure for the most recent quarter is below that of the previous year's baseline), the percentage of young people 16 to 18 whose whereabouts are currently unknown has increased significantly, this trend mirrors that of an issue experienced nationally.

A green city



RAG against target

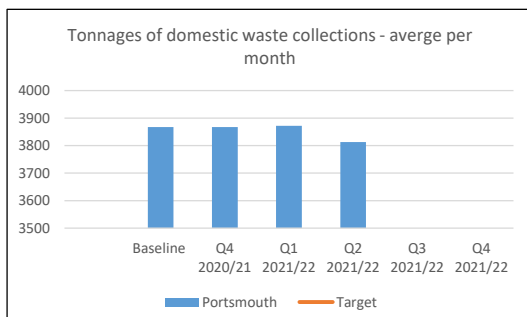
na

RAG against trend

Amber

COMMENTARY

Commentary: Figures are produced annually. Rate for 2019/20 is 26.7% - this is the first full year rate since wheeled bins were introduced. Food waste rollout should improve this further.



RAG against target

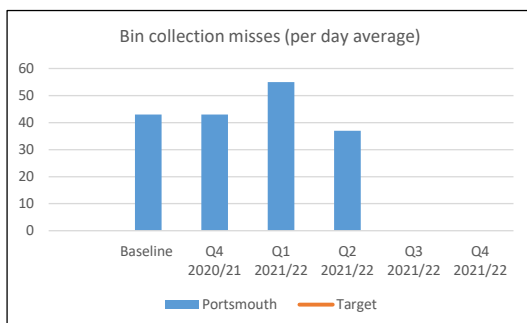
Green

RAG against trend

Green

COMMENTARY

Q1 2021 has increased a little but still stable, still more people working from home, excess waste policy is in place again so tonnages should stabilise, Q2 Tonnage continues to remain higher than pre-pandemic levels due to home working and change in behaviours



RAG against target

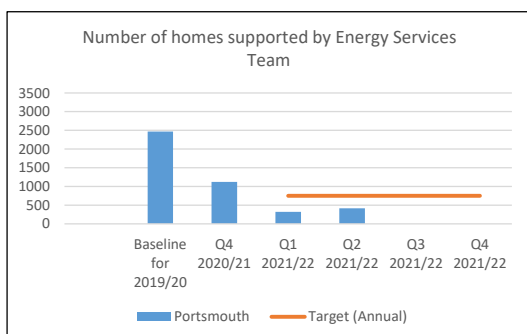
Amber

RAG against trend

Amber

COMMENTARY

Additional collections added in September 2020 (FW2 - about 12,500 properties), has been some changes made to rounds which led to some settling issues, additionally there were multiple vehicle breakdowns (fleet currently undergoing refurb programme so this should reduce). Q2 driver shortage issues and increased covid isolation meant that the service remained under strain although misses reduced, further reductions expected. Vehicles have completed refurbishment programme.



RAG against target

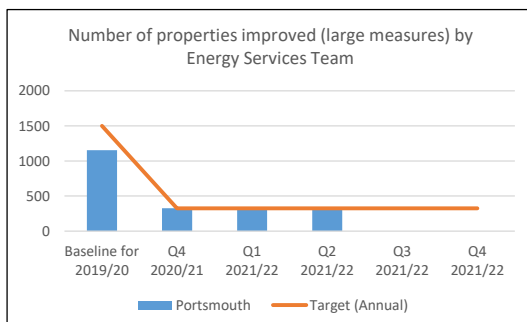
Amber

RAG against trend

Green

COMMENTARY

Commentary: All schemes: LEAP, Redress, Switched On Solar



RAG against target

Amber

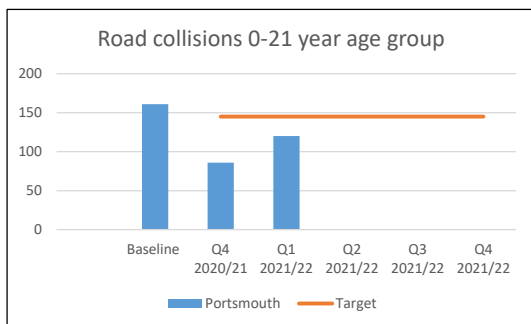
RAG against trend

Green

COMMENTARY

Commentary: All schemes: LEAP, Redress, Switched On Solar

Easy travel



RAG against target

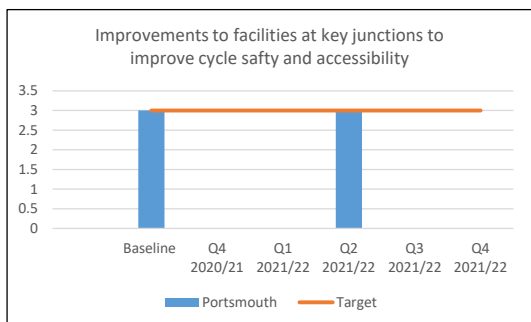
Green

RAG against trend

Green

COMMENTARY

Road collisions 0-21 year age group changed to Number of casualties as we are looking to reduce casualties in totality rather than a targeted age group. We believe Covid-19 has played a significant role in the reduction of casualties as there has been a reduced number of vehicles on the road due to lockdown. It is important to note the data used to populate these figures is updated by Hampshire constabulary and the most up to date data we have is for Q1 2021/22.



RAG against target

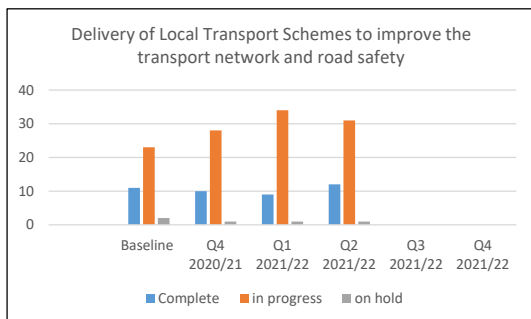
Grey

RAG against trend

Grey

COMMENTARY

designs for pedestrian & cycle improvements for several junctions between Goldsmith Avenue (starting at Haslemere Road) through to St Michael's Gyratory on Winston Churchill Avenue are progressing, with public consultation due to start in November. Talbot Rd/Goldsmith Ave receiving specific focus in terms of Liveable Streets aspirations, is due to be made one way, and safer for cyclists, keeping cllrs informed in the process.



RAG against target

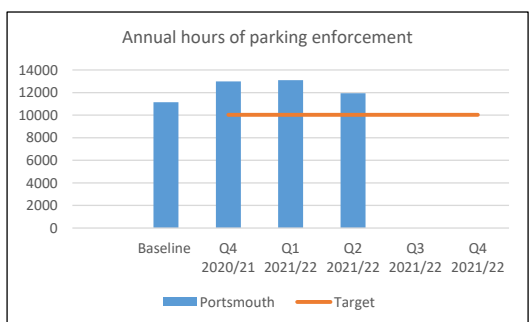
Green

RAG against trend

Green

COMMENTARY

Schemes are progressing well with most prior year schemes nearing the delivery stage though difficulties in obtaining equipment and limited availability of contractors has led to delays in scheme delivery.



RAG against target

RAG against trend

COMMENTARY